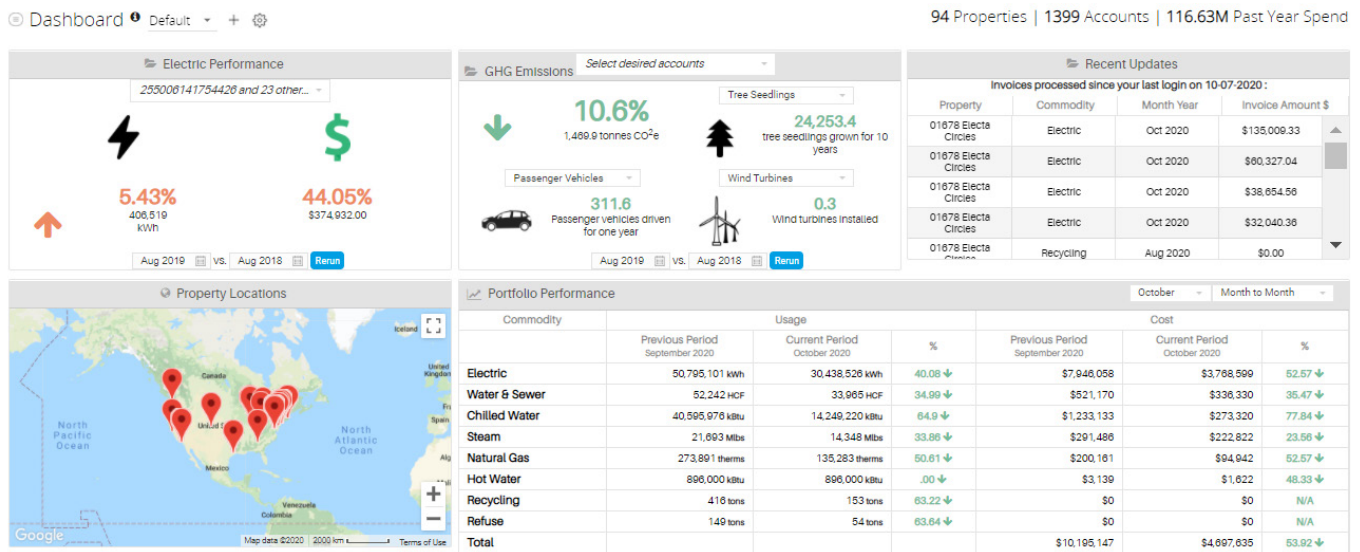


# PROACTIVE INSIGHT TO CONTROL ENERGY COSTS

ENGIE 20/20 provides insight into your energy use, demand, and cost trends by benchmarking against user-defined Key Performance Indicators (KPIs)—helping identify usage and demand anomalies that allow you to take proactive action and control energy costs. ENGIE 20/20 then notifies your ENGIE account team of these anomalies, so they can alert you and help determine the cause.

The online ENGIE 20/20 platform provides a view of your aggregated energy spend across your entire portfolio, or a drill-down to view account-level data for one site.



ENGIE 20/20 Dashboard

## INVOICE AUDITING

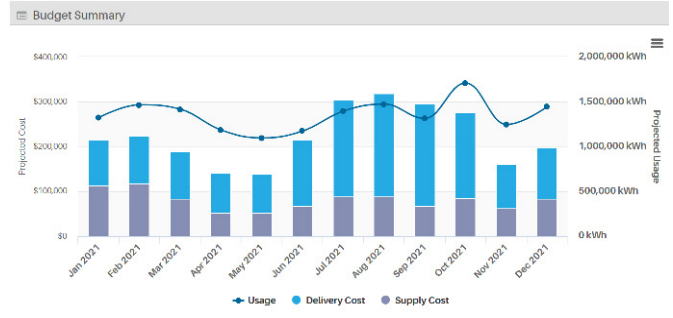
Invoices are statistically audited to check for variances in total usage, cost, and demand; use/day, cost/day, load factor, and unit cost; and billing period length and gaps in billing periods—all checked against the prior and/or same month of prior year (when applicable) to capture seasonality (for both supply and delivery, when tracked in ENGIE 20/20). Variance thresholds are system-defined, and whenever an audit fails, ENGIE 20/20 analysts inspect the invoice and bring the potential issue to the account team for follow up. For Block and Index and Easyflex contracts, price lock application is also checked for accuracy.

Ready to get started? | Visit [engie2020.com](https://engie2020.com)

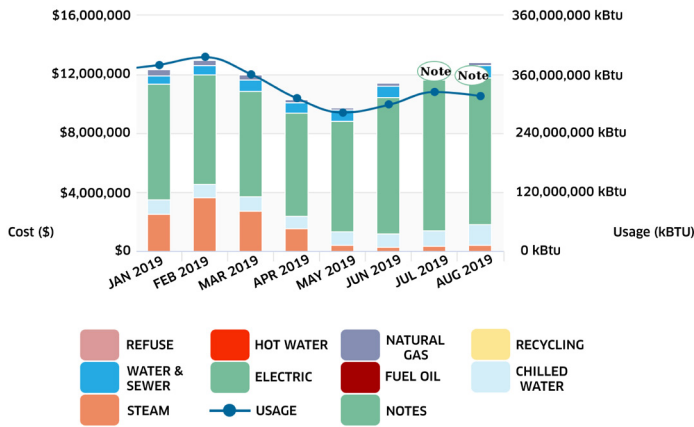


### ENGIE 20/20 features:

- On-demand and automated monthly reporting package
- Options to create customized reports
- Position reporting for Block and Index and EasyFlex Customers
- Invoice data viewable by total usage, demand, supplier cost, delivery cost, and total cost
- Easily exportable reports to a variety of file formats, including Excel and PDF



ENGIE 20/20 Budgeting



ENGIE 20/20 Invoice Management

### Provides customer insight into:

- Energy use and spend over time
- Energy use and spend over KPIs
- Energy use benchmarking for facilities within a customer's portfolio
- Portfolio analysis to identify the best facility to invest in energy efficiency projects
- Emissions performance across the portfolio

## WHY ENGIE 20/20?

**SIMPLIFY** your energy reporting.  
**REDUCE** your energy expenses.  
**INCREASE** your energy income.

Ready to get started? | Visit [engie2020.com](http://engie2020.com)